

PFU ENVIRONMENTAL REPORT 2020



Corporate Profile

Company name:	PFU Limited
Capital:	15 billion yen
Sales:	138.4 billion yen (consolidated for fiscal 2019)
Employees:	4,491 (PFU Group, as of May 2019)
Foundation:	May 1962 (Establishment: November 1960)
Shareholder:	Fujitsu Limited
Headquarters:	Nu 98-2 Unoke, Kahoku-shi, Ishikawa 929-1192 Japan

Our Business

[Solutions & Services]

<Service Integration>

- Services that promote a reform in working style
- Services that support operation and improvement of business practices

<Cyber Security>

- Cyber attack countermeasure support
- Development and manufacturing of network security appliance products

<IT Services>

- Construction and maintenance of an IT infrastructure

[Products]

<Hardware>

- Development and manufacturing of image scanners
- Development and manufacturing of interactive KIOSKs, embedded computers
- Development and manufacturing of products such as keyboards that are targeted at individuals

<Software>

- Development of software products such as OCR for business use, support for form development, and document management

Main Sites

Headquarters:	Kahoku-shi, Ishikawa
Yokohama Headquarters:	Yokohama-shi, Kanagawa
ProDeS Center:	Kahoku-shi, Ishikawa
Kansai Branch:	Osaka-shi, Osaka
Tokai Branch:	Nagoya-shi, Aichi
Shinbashi Service Center:	Minato-ku, Tokyo

PFU Group (as of April 1, 2020)

• Affiliated Companies (8 companies in Japan)

PFU Hokkaido Limited
PFU East Japan Limited
PFU West Japan Limited
PFU Quality Service Limited
PFU Technical Communications Limited
PFU Techno Wise Limited
PFU Life Agency Limited
PFU Creative Services Limited

• Affiliated Companies (9 companies overseas)

PFU Shanghai Co., Ltd.
PFU Shanghai Information System Co., Ltd.
PFU Jiangsu Nantong Information System Co., Ltd.
PFU America, Inc.
Fujitsu Computer Products of America, Inc.
PFU (EMEA) Limited
PFU Hong Kong Limited
Fujitsu South China Limited
PFU Asia Pacific Pte. Ltd.

Report Contents

Corporate Profile.....	1
Messages from Management.....	2
Environmental Management System.....	4
• ISO14001 Certification.....	4
• Environmental Activity History.....	5
PFU Way/PFU Environmental Charter /Environmental Policy ..	7
PFU Environmental Action Plan (Ninth Plan)	8
• Results from Activities in Fiscal 2019	10
1. Continuous Creation and Provision of Eco-efficient Products.....	12
2. Promotion of Environmentally Conscious Solutions and Services.....	14
3. Promotion of Green Procurement.....	15
4. Improvement of Quality and Enhancement of Business Efficiency.....	15
5. Promotion of Global Warming Countermeasures.....	16
6. Promotion of an Environmentally Conscious Culture.....	17
Environmental Awareness & Communication.....	19
Sharing Environmental Information.....	21
Environmental Performance Data.....	22
• Environmental Accounting.....	22
• Environmental Conservation.....	23
• Environmental Burden.....	25
Internal Audits and External Inspections.....	28
PFU Group Activities.....	29

[Sites Covered by this Report]

This report provides information on our company's environmental management system for the company Headquarters, Yokohama headquarters, ProDeS Center, Kansai Branch, Tokai Branch, Shinbashi Service Center, and PFU Techno Wise Takamatsu plant, as well as PFU Quality Service Limited, PFU Technical Communications Limited, PFU Techno Wise Limited, PFU Life Agency Limited, and PFU Creative Service Limited, which are located within the aforementioned companies, Sales and Maintenance services in Japan, and PFU Shanghai Co., Ltd. This report also contains information on three service affiliated companies (PFU Hokkaido Limited, PFU East Japan Limited, and PFU West Japan Limited) that maintain their own environmental management systems.

[Reporting Period]

This report centers on the environmental activities for fiscal 2019 (from April 1, 2019 to March 31, 2020). This report also includes some information from April 2020 and onwards.



Caring for the Earth & Nature

PFU's Sixtieth Year in Business

2020 has been a tough year because of a nationwide state of emergency that was declared due to the COVID-19 outbreak. However, it is also a year for PFU to celebrate its sixtieth anniversary since it was founded under the name "Unoke Electronic Industrial". The environment for small-scale companies to challenge new businesses with the expertise of IT is now available.

However, starting a company, now regarded as a "venture company" (small-scale company targeting a new business), 60 years ago was a difficult challenge that is far beyond our imagination.

PFU's Vision

In PFU's sixtieth anniversary year since it was founded, with the aim to take on new challenges with the same heart and spirit as we had at the beginning, we made a clear path for the future, with the vision that "PFU will become an edge solution partner that provides values in any environment for our customers". With this vision in mind, we have declared the following three statements:

- (1) We aim to become a company that does our best to provide a bright future and sublime impression for our customers.
- (2) We aim to develop technologies that are the best in the world.
- (3) We aim to resolve social issues by working together with other involved parties.

Efforts for Environmental Activities

Following on from our vision, we will continue to engage in environmental activities as a "company that will resolve social issues".

In fiscal 2019, the first year for the Ninth Environmental Action Plan, we worked on six targets. (1) Continuous Creation and Provision of Eco-efficient Products, (2) Promotion of Environmentally Conscious Solutions and Services, (3) Promotion of Green Procurement, (4) Improvement of Quality and Enhancement of Business Efficiency, (5) Promotion of Global Warming Countermeasures, and (6) Promotion of an Environmentally Conscious Culture.

In fiscal 2020, as we did before, we will pursue activities with the aim to be a company that fulfills the following three goals:

- (1) A company where all employees work with motivation and purpose brightly, happily, and vibrantly
- (2) A company that can contribute to everyone around us, including our customers and business partners, as well as society
- (3) A company that can continue to grow in both sales and profit for 10, 20 years or more into the future

To these ends, we will make efforts to become a "company where all of us work fast and work with the awareness that we should surely better ourselves in order to complete the necessary measures". We will make prompt changes in order to take on challenges for a brighter future.



PFU Limited
President and
Representative Director
Kiyoshi Handa

From Environmental Activities to Sustainable Development Goals (SDGs)

From this year, the Environmental Affairs Division has been incorporated into the Business Strategy Office and has been renamed the "Sustainability Promotion Department". This management decision was made in order to engage in activities for the SDGs as a management policy.

PFU has been engaging in environmental activities that focus on the environmental ISO for years since it promptly addressed environmental issues that were regarded as important to companies in 1993. Recently, however, according to the SDGs, there is a demand for companies to fulfill their social responsibilities not only on activities for addressing environmental issues but also on activities for making a sustainable society a reality in a broader sense.

Therefore, PFU has decided to engage in activities for the SDGs that are incorporated into its businesses in its management policy, in order to grow as a social entity continuously.

It is said that investors overseas have recently shifted from the investments for short-term return to the "ESG investments" for mid-to-long-term return, which place high value on efforts for environmental (E), social (S), and governance (G) factors. We feel that this shift has been made because it is important to make a sustainable society a reality.

To Become a Company That Will Resolve Social Issues

PFU's future vision includes the statement, "We aim to resolve social issues by working together with other involved parties". In order to fulfill this statement, we have broadened the organizational structure and activities that focus on environmental strategies to the ones that focus on the SDGs.

In fiscal 2019, based on our corporate principles to "keep the environment green", we carried out activities aiming (1) to release more products with advanced environmental performance to contribute to reducing the environmental burden at our customers' sites (Green Product), (2) to improve the efficiency and quality of operations at our own sites in order to reduce our own environmental load (Green Process), and (3) to contribute to society through regional environmental conservation activities (Green Mind).

In fiscal 2020, we will carry out activities so that we can contribute to resolving social issues by broadening "environmental activities" to "activities for the SDGs that are related to environmental activities".



PFU Limited
Corporate Senior
Vice President
Akihito Seto

Environmental Management System

ISO14001 Certification

Results in Acquiring Independent Certification

We acquired certification for our Kasashima site (Ishikawa prefecture) in October 1996, the month in which the ISO14001 Environmental Management System Standards were issued. After that, we expanded our certified sites. All sites and sales and maintenance service bases across Japan received certification by October 2008. In addition, an overseas affiliated company has also received certification in March 2010.

Because the Tokyo headquarters and the Tokyo Development Center were relocated to the newly-built Yokohama headquarters in October 2014, we acquired the certifications accordingly in March 2015.

- October 1996: Kasashima site (Ishikawa)
- May 2001: Headquarters/Ishikawa Development Center (Ishikawa), Tokyo Development Center (Tokyo)
- April 2004: Tokyo Headquarters (Kanagawa)
- February 2006: Kansai Branch (Osaka), Tokai Branch (Aichi), Shinbashi Service Center (Tokyo)
- November: ProDeS Center (Ishikawa), PFU Techno Wise Takamatsu Plant (Ishikawa)
- October 2008: Sales and maintenance services in Japan (21 sites)
- March 2010: PFU Shanghai (Shanghai, China)
- March 2015: Yokohama Headquarters (Kanagawa) (Operations in the Tokyo Headquarters and Tokyo Development Center were combined)
- April 2016: PFU Quality Service Limited (Kanagawa)

For this certification, all of the sites, the sales and maintenance service bases, and five affiliated companies located within the bases in Japan, as well as an overseas affiliate, which are listed above, are now registered as a multi-site system operating under one management system.



Headquarters



Yokohama Headquarters



ProDeS Center

Contents of ISO14001 Certification

Scope of Certification: Design, development, manufacture, sales and maintenance of Hardware of Computer, Peripheral Device, Application Device and Software conducted in PFU Limited, PFU Quality Service Limited, PFU Technical Communications Limited, PFU Techno Wise Limited, PFU Life Agency Limited, PFU Creative Services Limited, and PFU Shanghai Co., Ltd.

Certification Number: EC99J2029
Registration Date: October 29, 1996
Recertification Date: October 29, 2020
Issued Date: September 30, 2020
Certifying Organization: Japan Audit and Certification Organization for Environment and Quality (JACO)





Environmental Activity History

The history of our environmental activities is as follows:

- 1989: Establishment of the Energy-Saving Committee
- 1992: Establishment of the Environmental Committee
- 1993: Establishment of the Environmental Strategies Office Enactment of PFU's Environmental Policy Start of the First Environmental Action Plan
- 1994: Publication of the PFU Environmental Report
- 1996: Start of the Second Environmental Action Plan Kasashima site receives ISO14001 certification
- 1999: Introduction of Environmental Accounting
- 2001: Start of the Third Environmental Action Plan
- 2004: Start of the Fourth Environmental Action Plan
- 2007: Start of the Fifth Environmental Action Plan
- 2008: Sales and Maintenance Service bases across Japan receive ISO14001 certification (all sites within Japan have acquired ISO14001 certification)
- 2009: An overseas affiliated company (PFU Shanghai Co., Ltd.) receives ISO14001 certification
- 2010: Start of the Sixth Environmental Action Plan
- 2010: Ranked 31st in manufacturing in the 14th "Environmental Management Investigation (Nikkei)"
- 2013: Start of the Seventh Environmental Action Plan
- 2014: "Ishikawa Satoyama ISO" certification (Ishikawa)
- 2015: "Hama road supporter" certification (Yokohama)
- 2016: Start of the Eighth Environmental Action Plan
- 2018: "Hama road supporter" certificate of appreciation (Yokohama)
- 2019: Start of the Ninth Environmental Action Plan
- 2020: Establishment of the Sustainability Promotion Committee (Changed from Environmental Committee)

Awards


- 1992: Award for the Promotion of Energy-Saving
(Governor of Ishikawa Prefecture)
- 1994: Excellent Energy Management Plant Award
(Chairman of the Central Bureau of Trade and Industry)
- 1999: Excellent Energy Management Plant Award
(Secretary of the Natural Resources & Energy Agency)
- 2002: Ishikawa Green Enterprise Award
(Governor of Ishikawa Prefecture)
- 2011: Ishikawa Prefecture Creativity and Originality Award in the Occupational Field of
the Company (Yonejiro Tsuda Award) for the Promotion of Energy-Saving
and the Installation of the High Efficiency Reflective Panel
- 2013: Excellent Energy Management Company Award (ProDeS Center)
(Chairman of the Japan Electric Association, Hokuriku Branch)
- 2016: Eco Mark Award 2015 Prize (image scanner)
- 2017: Excellent Energy Management Company Award (Headquarters)
(Chairman of the Japan Electric Association, Hokuriku Branch)
- 2019: China Environmental Label Excellence Enterprise Award
(Fujitsu South China Limited)



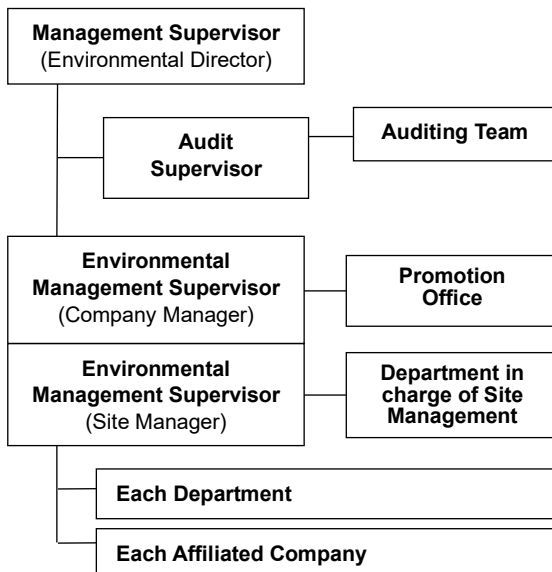
PFU Way/PFU Environmental Charter /Environmental Policy

With PFU's Environmental Charter and Environmental Policy based on PFU Way, we aim to tackle global environmental issues.

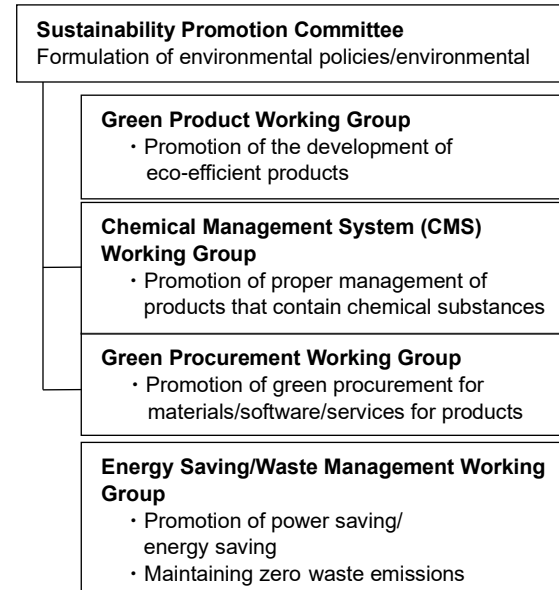
These are the PFU Group's basic philosophies of environmental conservation.

<p style="text-align: center;">PFU Way (excerpt)</p> <p>Our Vision Providing value to the customers as their premier Edge Solution Partner</p> <p>Our Values</p> <ol style="list-style-type: none"> 1. We will bring vision and excitement to our customers. 2. We will create the world's best technology. 3. We will solve social issues through co-creation activities. <p>Code of Conduct</p> <p>We will respect human rights. / We will comply with all laws and regulations. / We will conduct fair trade. / We will protect and respect intellectual property. / We will maintain confidentiality. / We will not commit acts for personal gain.</p>	<div style="text-align: center;">  <h2 style="margin: 0;">Environmental Policy</h2> </div> <p>The PFU Group aims to become a solution partner that will open the way to the future by using edge technology to resolve issues in any environments (where digital and analog data are interrelated) for our customers.</p> <ol style="list-style-type: none"> 1. We shall contribute to resolving social issues as an edge solution partner that provides values in any environments for our customers. <ol style="list-style-type: none"> (1) Industry and technological innovation (Green Product) <ul style="list-style-type: none"> • Continuous creation and provision of eco-efficient products • Promotion of environmentally conscious solutions and services • Promotion of green procurement (2) Job satisfaction, economic growth, and climate control (Green Process) <ul style="list-style-type: none"> • Improvement of quality and enhancement of business efficiency • Promotion of global warming countermeasures (3) Partnership (Green Mind) <ul style="list-style-type: none"> • Promotion of an environmentally conscious culture 2. We shall comply with all applicable environmental laws and regulations, as well as any other standards that we have decided to adopt. Furthermore we shall prevent pollution, use sustainable resources, mitigate and adapt to climate change, and protect biodiversity and ecosystems by establishing our own standards and appropriately managing environmental facilities, related equipment and harmful chemical substances. 3. We shall establish an Environmental Management System in compliance with ISO14001, and promote environmentally conscious business development, all the while continually improving an Environmental Management System to better conserve the environment for improvement of Environmental Performance. 4. We shall endeavor to raise all of our employees understanding of our environmental activities, and improve their environmental awareness through environmental education, advertising, and social contribution activities. In addition, we will endeavor to work on global environmental conservation such as tackling climate change and conservation of biodiversity through our business and civic activities to be role models in society. 5. To promote this environmental policy, we shall establish firm targets and implement effective plans for their achievement. <p style="text-align: right;">April 2020 PFU Limited</p> <p>President and Representative Director: Kiyoshi Handa Corporate Senior Vice President: Akihito Seto</p> <p style="text-align: center; font-size: small;">This environmental policy is disclosed to the public.</p>
<p style="text-align: center;">PFU Environmental Charter (excerpt)</p> <p>This charter, derivative norms of PFU Way, is established to ensure the thorough and implementation of "Directionality" "Sense of Values" and "Code of Conduct" which are common to all PFU Group companies.</p> <p>Environmental Code of Conduct</p> <p>The PFU Group regards the contribution to global sustainability as one of the social responsibilities that companies should fulfill, and is aware that each of them is living with the benefits of the earth, and acts with an awareness of the environment.</p> <p>Perspective of Environmental Activities</p> <p>In order to promote sustainable business activities that balance the resolution of social issues and economic growth toward the transformation to "Providing value to the customers as their premier Edge Solution Partner", we will work from three perspectives: "Solution" "Process" and "Mind".</p> <ol style="list-style-type: none"> 1. "Solution": Create and provide products and services that solve problems facing customers and society 2. "Process": Transform internal operations into a sustainable style 3. "Mind": Create an environment to enhance the productivity of diverse employees and improve management capabilities 	

EMS Organization



Organizations in Charge



PFU Environmental Action Plan (Ninth Plan: Fiscal 2019 - Fiscal 2021)

Details of the Ninth Environmental Action Plan (Fiscal 2019 - Fiscal 2021) are shown below.

Activity		Details		Results from fiscal 2019	Targets for fiscal 2020	Targets for fiscal 2021	
Green Product	1	Continuous Creation and Provision of Eco-efficient Products	To produce products with top-level energy efficiency	Scanner products	Product compliance with the International ENERGY STAR Program Ver.2.0/3.0: 100%	Product compliance with the International ENERGY STAR Program Ver.3.0: 100%	Product compliance with the International ENERGY STAR Program Ver.3.0: 100%
				Embedded products (*1)	Environmental performance index: 5.19	Environmental performance index: 4.98 or less	Environmental performance index: 4.78 or less
					Amount of reduction in CO ₂ emissions at our customers' sites: 5.6 tons of CO ₂	Amount of reduction in CO ₂ emissions at our customers' sites: 5,000 tons of CO ₂ or more	Amount of reduction in CO ₂ emissions at our customers' sites: 5,250 tons of CO ₂ or more
				Interactive KIOSKs	Environmental performance index: 17.52	Environmental performance index: 18.41 or less	Environmental performance index: 18.41 or less
					Amount of reduction in CO ₂ emissions at our customers' sites: 1,876 tons of CO ₂	Amount of reduction in CO ₂ emissions at our customers' sites: 1,950 tons of CO ₂ or more	Amount of reduction in CO ₂ emissions at our customers' sites: 1,950 tons of CO ₂ or more
				Security products	Environmental performance index: 1.66	Environmental performance index: 1.42 or less	Environmental performance index: 1.35 or less
					Amount of reduction in CO ₂ emissions at our customers' sites: 785 tons of CO ₂	Amount of reduction in CO ₂ emissions at our customers' sites: 790 tons of CO ₂ or more	Amount of reduction in CO ₂ emissions at our customers' sites: 795 tons of CO ₂ or more
				Solutions	Amount of reduction in CO ₂ emissions at our customers' sites: 6,021 tons of CO ₂	Amount of reduction in CO ₂ emissions at our customers' sites: 4,250 tons of CO ₂ or more	Amount of reduction in CO ₂ emissions at our customers' sites: 4,722 tons of CO ₂ or more
	Customer services	Amount of reduction in CO ₂ emissions at our customers' sites: 34.1 tons of CO ₂	Amount of reduction in CO ₂ emissions at our customers' sites: 32.2 tons of CO ₂ or more	Amount of reduction in CO ₂ emissions at our customers' sites: 35.4 tons of CO ₂ or more			
		To comply with environmental labels (EPEAT)	Acquisition of EPEAT:100%	Acquisition of EPEAT:100%	Acquisition of PEAT: 100%		
2	Promotion of Environmentally Conscious Solutions and Services	To reduce our customers' environmental burden by expanding our environmentally conscious solutions and services	At least one suggestion per department (20 out of 21 departments)	At least one suggestion per department (19 departments)	At least one suggestion per department (all relevant departments)		
3	Promotion of Green Procurement	To promote procurement from suppliers that work aggressively in consideration of the environment	Promotion of activities to reduce CO ₂ and to preserve water resources to the upper stream in the supply chain: 100% understanding of business partners' activities	Promotion of activities to reduce CO ₂ and to preserve water resources to the upper stream in the supply chain: 100% understanding of business partners' activities	Promotion of activities to reduce CO ₂ and to preserve water resources to the upper stream in the supply chain: 100% understanding of business partners' activities		

Green Process	4	Improvement of Quality and Enhancement of Business Efficiency	To reduce the burden on the environment with improved business operations	(40 out of 42 departments)	At least one suggestion per department (45 departments)	At least one suggestion per department (all departments)
	5	Promotion of Global Warming Countermeasures	To cut the amount of energy consumption.	Crude oil conversion value: 3,198 kL	Crude oil conversion value: 3,258 kL	Crude oil conversion value: 3,225 kL
Green Mind	6	Promotion of an Environmentally Conscious Culture	To promote the protection of the environment through not only environmental and social contribution activities and biodiversity conservation activities, but also through sharing environmental activity information and improving operation	Promotion of social contribution activities (21 projects)	Promotion of social contribution activities (21 projects)	Promotion of social contribution activities (22 projects)
				Promotion of the sharing/transmitting environmental information and improving operation of environmental activities (37 projects)	Promotion of the sharing/transmitting environmental information and improving operation of environmental activities (38 projects)	Promotion of the sharing/transmitting environmental information and improving operation of environmental activities (39 projects)
				Continuous improvement of the management system (1 project)	Continuous improvement of the management system (1 project)	Continuous improvement of the management system (1 project)

The environmental performance index is calculated by the amount of power consumed per product and the number of shipments. The environmental contribution index and the amount of reduction in CO₂ emissions at customers' sites are calculated from the number of solutions and services provided.

(*1) Embedded products: Embedded computers

Results from Activities in Fiscal 2019

During fiscal 2019, the first year of the Ninth Environmental Action Plan (Fiscal 2019 - Fiscal 2021), we pursued 17 environmental targets and achieved 14 of them.

✓: Target Achieved -: Target Not Achieved

Activity	Details	Fiscal 2019				
		Target	Result	Evaluation		
Green Product	1 Continuous Creation and Provision of Eco-efficient Products	To produce products with top-level energy efficiency	Scanner products	Product compliance with the International ENERGY STAR Program Ver. 3.0: 100% (sum of 28 models)	Product compliance with the International ENERGY STAR Program Ver. 3.0: 100% (sum of 37 models)	✓
			Embedded products	Environmental performance index: 5.26 or less	Environmental performance index: 5.19	✓
				Amount of reduction in CO ₂ emissions at our customers' sites: 5.0 tons of CO ₂ or more	Amount of reduction in CO ₂ emissions at our customers' sites: 5.6 tons of CO ₂	✓
			Interactive KIOSKs	Environmental performance index: 19.4 or less	Environmental performance index: 17.5	✓
				Amount of reduction in CO ₂ emissions at our customers' sites: 1,663 tons of CO ₂ or more	Amount of reduction in CO ₂ emissions at our customers' sites: 1,876 tons of CO ₂	✓
			Security products	Environmental performance index: 1.63 or less	Environmental performance index: 1.66	-
				Amount of reduction in CO ₂ emissions at our customers' sites: 779 tons of CO ₂ or more	Amount of reduction in CO ₂ emissions at our customers' sites: 785 tons of CO ₂	✓
			Solutions	Amount of reduction in CO ₂ emissions at our customers' sites: 4,427 tons of CO ₂ or more	Amount of reduction in CO ₂ emissions at our customers' sites: 6,021 tons of CO ₂	✓
			Customer services	Amount of reduction in CO ₂ emissions at our customers' sites: 27.7 tons of CO ₂ or more	Amount of reduction in CO ₂ emissions at our customers' sites: 34.1 tons of CO ₂	✓
			To comply with environmental labels (to acquire EPEAT)		Acquisition of EPEAT: 100% (sum of 5 models)	Acquisition of EPEAT: 100% (5 models)
2	Promotion of Environmentally Conscious Solutions and Services	To reduce our customers' environmental burden by expanding our environmentally conscious solutions and services	Achieving at least one target per department (21 departments)	Achieving at least one target per department (20 departments)	-	

	3	Promotion of Green Procurement	To promote procurement from suppliers that work aggressively in consideration of the environment	Promotion of activities to reduce CO ₂ and to preserve water resources to the upper stream in the supply chain: 100% understanding of business partners' activities (60 partners)	Promotion of activities to reduce CO ₂ and to preserve water resources to the upper stream in the supply chain: 100% understanding of business partners' activities (60 partners)	✓
Green Process	4	Improvement of Quality and Enhancement of Business Efficiency	To promote improved business operations (to reduce the burden on the environment with improved business operations in areas such as quality and efficiency)	Achieving at least one target per department (42 departments)	Achieving at least one target per department (40 departments)	-
	5	Promotion of Global Warming Countermeasures	To cut the amount of energy consumption (Purchased electricity and gas are converted into crude oil)	Crude oil conversion value: 3,298 kL or less	Crude oil conversion value: 3,198 kL or less	✓
Green Mind	6	Promotion of an Environmentally Conscious Culture	To promote the protection of the environment through not only environmental and social contribution activities and biodiversity conservation activities, but also through sharing environmental activity information and improving operation	Promotion of social contribution activities: 21 projects	Promotion of social contribution activities: 21 projects	✓
				Promotion of the sharing/transmitting environmental information and improving operation of environmental activities (37 projects)	Promotion of the sharing/transmitting environmental information and improving operation of environmental activities (37 projects)	✓
				Continuous improvement of the management system	Completion of continuous improvement of the management system	✓

1. Continuous Creation and Provision of Eco-efficient Products

We promote ecological designs and makes efforts to develop and provide eco-efficient products that support "energy-saving", "3R design (*2)", and "management of used chemical substances" in order to reduce the burden on the environment throughout the product's entire life cycle. In fiscal 2019, in order to contribute to reducing the environmental burden at our customers' sites by releasing more products with advanced environmental performance, we engaged in activities setting the improvement of environmental performance as an environmental target for products, solutions, and services in all our business departments and promoted the development and provision of eco-efficient products.



Main Achievements of Fiscal 2019

Producing products with top-level energy efficiency	Scanner products	As planned, we complied with the International ENERGY STAR Program Ver. 2.0/3.0 for a sum of 37 newly-developed models.
	Embedded products	To make environmental contributions, we made efforts to develop better products by improving the environmental contribution indexes that we defined based on our own standards. We have also made efforts to reduce the environmental burden at our customers' sites by providing our products for customers.
	Interactive KIOSKs	To make environmental contributions, we made efforts to develop better products by improving the environmental contribution indexes that we defined based on our own standards. We have also made efforts to reduce the environmental burden at our customers' sites by providing our products for customers.
	Security products	To make environmental contributions, we made efforts to develop better products by improving the environmental contribution indexes that we defined based on our own standards. We have also made efforts to reduce the environmental burden at our customers' sites by providing our products for customers.
	Solutions	We have made efforts to reduce environmental burden at our customers' sites by providing our solutions for the customers.
	Customer services	We have made efforts to reduce environmental burden at our customers' sites by providing our services for the customers.
Complying with environmental labels	Scanner products	As planned, we acquired certification for a sum of 5 new models that are to be expanded to North America, for EPEAT (Electronic Product Environmental Assessment Tool), an environmental evaluation system for electronic products adapted as a system for promoting green purchasing, primarily in organizations related to the American government.
		As our environmentally conscious activities, such as 3R design and energy-saving functions became recognized, a sum of 5 new models received Eco Mark certification.

(*2) 3R design: Design in which the concepts of "Reduce", "Reuse", and "Recycle" are taken into consideration.



Main Eco-efficient Products for Fiscal 2019

<p>Fujitsu Image Scanner fi-7900</p> 	<ul style="list-style-type: none">• Compliant with the International ENERGY STAR Program Ver. 3.0 prior to its release (Power consumption during sleep mode: 3.2 W or less)• Eco Mark certified product (14 155 061)• LED light adopted (mercury eliminated)
<p>Fujitsu Image Scanner fi-800R</p> 	<ul style="list-style-type: none">• Compliant with the International ENERGY STAR Program Ver. 3.0 prior to its release (Power consumption during sleep mode: 1.7 W or less)• Eco Mark certified product (19 155 029)• LED light adopted (mercury eliminated)

Information for EPEAT 4.7.2.2: [Public disclosure of supply chain toxics](#)

2. Promotion of Environmentally Conscious Solutions and Services

We provide environmentally conscious solutions and services that contribute to reducing the burden on the environment from our customers' business, such as energy conservation and paperless work, through more efficient business, reduced consumption, reduced movement, and efficient use of space. In fiscal 2019, we moved forward with the activities that contribute to reducing the environmental burden on our customers, such as developing and shipping various solutions and services, and expanding the provision of solutions and services that utilize scanners.

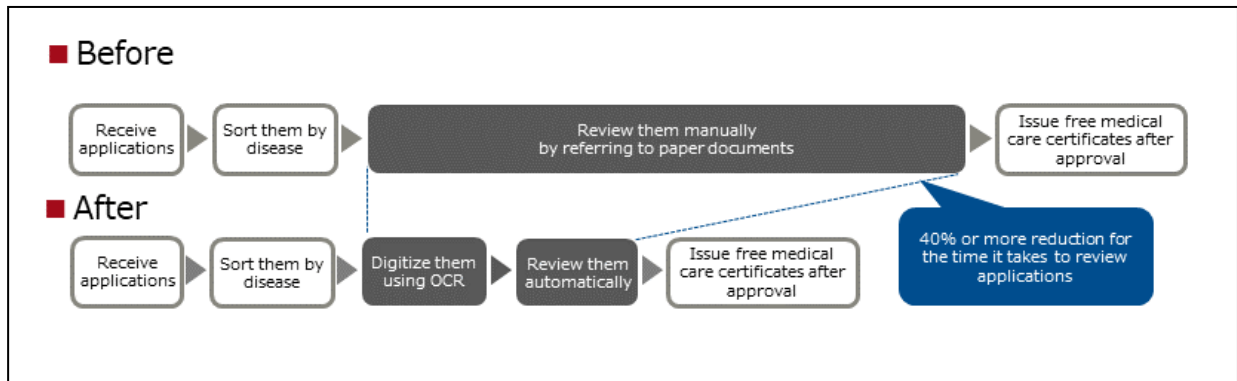
Main Achievements of Fiscal 2019

Reducing our customers' environmental burden by expanding our environmentally conscious solutions and services	Activity	Product
	<ul style="list-style-type: none"> • Development and shipment of environmentally conscious solutions • Expansion of the provision of solutions and services that utilize scanners • Promotion of virtualization, cloud negotiation, etc. 	<ul style="list-style-type: none"> • DynaEye 10 • BIP Smart • iNetSec SF • IPCOM EX2

• Adopted Case: 40% Reduction for the Time It Takes to Review Documents by Using a Scanner and OCR Software (Office of Disease Control in the Health and Welfare Department of Shizuoka Prefecture)

The Shizuoka prefectural government has promoted improving business operations as part of its reform of working practices. As part of this promotion, in order to enhance efficiency for renewing or approving a medical fee subsidy for designated intractable diseases (*3), the staff for the Office of Disease Control in the Health and Welfare Department of Shizuoka Prefecture adopted PFU's "fi-Series" image scanner, and "DynaEye series", which is OCR (Optical Character Recognition) software for business operations.

By extracting text from an "individual record of a clinical survey" with a scanner and OCR software, determining whether or not to grant a medical fee subsidy can be done automatically. This prevents making a mistake when determining during the review process that has been conducted manually. In addition, it reduces the workload on staff because it significantly reduces the time it takes to review records.



(*3) The "Act on Medical Care for Patients with Intractable Diseases" was issued on May 30, 2014 and enacted on January 1, 2015. This act covers diseases that were subject to medical fee subsidies for the "Research Project for the Treatment of Special Chronic Diseases" and more. In this act, the diseases subject to medical fee subsidies are called "designated intractable diseases". In order to receive medical fee subsidies, applicants have to submit specified application forms and medical records provided by doctors designated by a prefectural government together with accompanying documents. This adopted case deals with the application for the following 15 diseases.

15 diseases: Parkinson's disease, myasthenia gravis, multiple sclerosis/optic neuromyelitis, multiple system atrophy, spinocerebellar degeneration (except for multiple system atrophy), systemic lupus erythematosus, dermatomyositis/polymyositis, systemic scleroderma, idiopathic dilated cardiomyopathy, ossification of the posterior longitudinal ligament, idiopathic osteonecrosis of the femoral head, sarcoidosis, retinitis pigmentosa, Crohn's disease, ulcerative colitis

3. Promotion of Green Procurement

To provide eco-efficient products, we established "PFU Group Green Procurement Direction", which specifies basic requirements for our suppliers, and we promote environmental activities together with our suppliers.

In fiscal 2019, we promoted activities to reduce CO₂ and to preserve water resources to the upper stream in the supply chain for target business partners, and gained an understanding of the activities of all business partners.

Main Achievements of Fiscal 2019

Promotion of procurement from suppliers that work aggressively in consideration of the environment	Promotion of activities to reduce CO ₂ and to preserve water resources to the upper stream in the supply chain (27 new companies + 33 existing companies = 60 companies: 100%)
--	--

4. Improvement of Quality and Enhancement of Business Efficiency

Even in in-house work, we promote the reduction of the environmental burden through the enhancement of business efficiency and the improvement of quality using IT, which leads to promoting environmental activities that are focused on our core business. Activities for enhancements are shared as Idea Snap Activities (in-house improvement activities). To promote spreading the activities throughout the company, examples are regularly introduced.

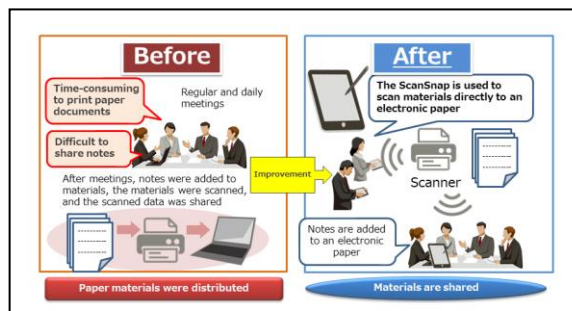
In fiscal 2019, we made our environmental targets consistent with our quality targets and promoted the reduction of the environmental burden by improving the quality, efficiency, and delivery time for our core business, including product development and in-house business related to provision of products, solutions, and services.

Examples of Improvements in Fiscal 2019

- **Using an electronic paper with the ScanSnap**

The past procedure was as follows: Materials for meetings were printed out and distributed for departmental meetings such as review meetings. After meetings, important affairs and notes were added to the materials, the materials were scanned, and the scanned data was shared in the department. Since an electronic paper can be linked directly with the ScanSnap, an electronic paper with the ScanSnap now allows us to hold paperless meetings by scanning paper based materials for meetings to an electronic paper as PDF files and adding notes on the PDF files manually in order to share information, which reduces the trouble of having to scan paper again.

(Total reduced work hours/paper: -1.9 kg of CO₂/month)

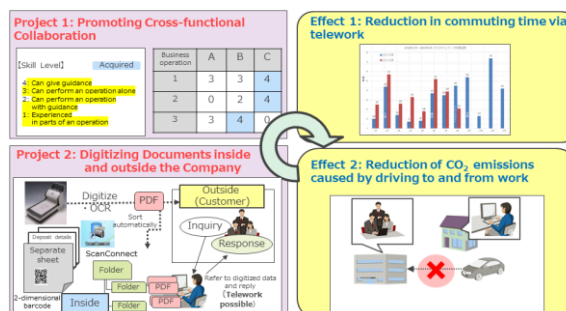


Introducing paperless meetings by using an electronic paper with the ScanSnap

- **Reducing the Environmental Burden by Promoting Telework**

PFU Creative Services Limited promotes "cross-functional collaboration" by identifying business operations and collaborating as a team to deal with each business operation. In addition, PFC Creative Services uses digitized data to respond to inquiries, by scanning paper documents such as application forms to digitize them and by processing the digitized data using OCR. These activities enable telework, which reduces the time spent in commuting and the environmental burden caused by driving to and from work.

(CO₂ emissions from transportation: -4.0 tons of CO₂/month)



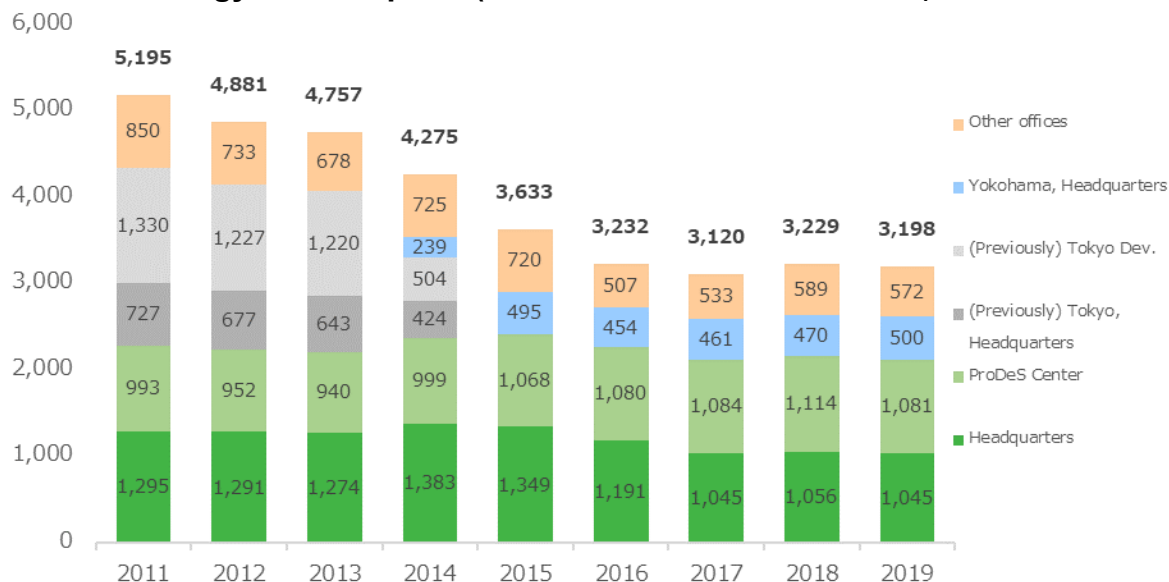
Reducing the commuting time and the environmental burden caused by driving to and from work by promoting telework

5. Promotion of Global Warming

To prevent global warming, we engage in energy-saving and power-saving activities to reduce the amount of energy consumption. (*4)

In fiscal 2019, we have made efforts such as enhancing the effects of power-saving by introducing a power-saving device at the ProDeS Center and installing insulated glass at the Shinbashi Service Center, which led to a decrease in the amount of energy consumed.

Trends in Energy Consumption (Crude Oil Conversion Value: kL)

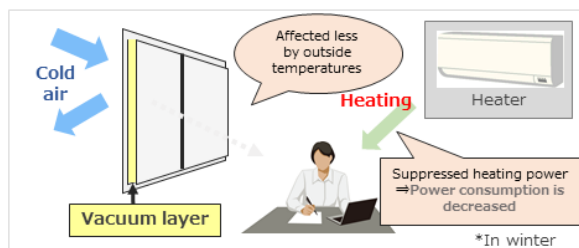


(*4) Amount of consumption of purchased electricity, gas, and heat, converted into crude oil (kL)

Installing Insulated Glass in the Windows of the Building (Shinbashi Service Center)

Insulated glass that has two layers with a vacuum layer between them was installed in the windows of the building where the Shinbashi Service Center is located.

Installing insulated glass reduces changes in room temperature affected by the outside temperature, which suppresses air conditioning power in the winter and summer when power consumption increases.



Floors where glass is installed	Two floors (on the west side)
Installation date	December 2019
Reduction in air conditioning power	-5,000 kWh (-10%, compared to the amount of power consumption before the devices were installed)

Efforts for a Wider Dissemination of Renewable Energy

PFU will contribute to a wider dissemination of renewable energy as a company of the Fujitsu Group that has joined RE100 as a Gold Member.

[Fiscal 2019: Amount of purchased green power: 8,000 kWh]

RE 100

THE CLIMATE GROUP

CDP
DISCLOSE. INSIGHT. ACTION.

(*5) RE100 is convened by the Climate Group in partnership with CDP.

In Japan, as a regional partner, the Japan Climate Leaders' Partnership (JCLP) has helped Japanese companies join RE100 since April 2017.

6. Promotion of an Environmentally Conscious Culture

Each and every one of our Group workers plays a major role in promoting the protection of the environment through environmental and social contribution activities and biodiversity conservation activities, by entering into a contract and working together with the community and the local government, who are stake holders, around the company sites. In fiscal 2019, we carried out activities such as a voluntary activities for the Kahoku Lagoon reclaimed land and food residue recycling.

List of Main Activities

No.	Event name	Date	Implemented at:
1	Hama Road Supporter activity	May 8, 2019	Yokohama Headquarters
		August 6, 2019	
		November 6, 2019	
		February 4, 2020	
2	Green Fund donation	May 31, 2019	Ishikawa
3	Environmental beautification activities with the trees to block out wind on the Kahoku Lagoon reclaimed land	June 1, 2019	Ishikawa
4	Cutting grass around the PFU Techno Wise Takamatsu Plant	June 7, 2019	Ishikawa
5	Community Cleanup around the PFU Quality Service site	June 18, 2019	Atsugi
		October 15, 2019	
6	Commuting and access road cleanup	June 17, 2019	Ishikawa
7	Mass beach cleanup in Kahoku	July 7, 2019	Ishikawa
8	Creation workshop (distribution of environment leaflets)	July 27, 2019	Ishikawa
9	Plantation of nandina saplings	December 10, 2019	Ishikawa
10	Collection of plastic bottle caps	All year	All the sites in the nation
11	Food residue recycling	All year	Ishikawa
12	Collection of used disposable wooden chopsticks	All year	Tokai Branch, etc.
13	Sale of drinks at a subsidized price for donation	All year	Ishikawa, Yokohama Headquarters, Kansai Branch

• Volunteer Activities for Kahoku Lagoon Reclaimed Land

In March 2007, we entered into a contract to take part in voluntary activities such as weeding and beautification of the environment to help maintain the beauty of the reclaimed land in the Kahoku Lagoon (in Kahoku) and the function of its agricultural facilities, as private company No. 1 for the Kahoku Lagoon reclaimed land Improvement Area and Kahoku Lagoon reclaimed land Periphery Improvement Area. In accordance with this contract, we also joined in the beautification activity with the trees to block out wind in June 2019.



Beautification activities

• Local Environment Beautification Activities

As part of our CSR activities and environmental activities, we participated in the Hama Road Supporter activities sponsored by Yokohama City at the Yokohama Headquarters. We also participated in the mass beach cleanup activity sponsored by Kahoku City.

As a group company initiative, employees at PFU Techno Wise cut grass around the Takamatsu plant (in Kahoku) as one of their environmental activities for the environmental month (June). Employees at PFU Quality Service cleaned up around the community (in Atsugi).



Hama Road Supporter Activity



PFU Quality Service Community Cleanup

- **Food Residue Recycling**

We continuously achieved zero waste emissions by switching food residue recycling from the in-house food recycling system to the regional food recycling system (outsourced with an outside vendor) in the community.



Reducing Food Waste by Using a Food Recycling System

We strive to increase our employees' environmental awareness through efforts such as holding environmental facility tours and sharing environmental information. We also respond to inquiries about the environment from our customers.

Environmental Facility Tours

We held environmental facility tours at the Headquarters for our employees to learn about the environmental equipment up-close. We entered environmental facilities which are normally off-limits to deepen employees' environmental awareness and their understanding of the facility's role and environmental burden. (Participants: 14)



Environmental Facility Tour
(Headquarters)

Turning the Lights Off

We turned the lights off whenever possible, from June 22 (summer solstice) to July 7 (Cool Earth Day).

We used our website for employees and digital signs to provide information that encouraged employees to turn the lights off after 8 p.m. both at work and at home.



Office after the Lights Go Out
(ProDeS Center)

Creation Workshop

As a regional contribution in Kahoku, elementary and junior high school children from the local area were invited to participate in a "PFU Creation Workshop".

This year, the participants built a computer for educational purposes (by soldering the parts) and programmed a sensor or servomotor to operate it.

Information about PFU image scanners (that have received Eco Mark certification) was distributed to the participants.



Participants Experienced
Building and Programming a
Computer
for Educational Purposes

Collection of plastic bottle caps

We contributed to the reduction of waste emissions by donating plastic bottle caps.

(Implemented at: Headquarters, ProDeS Center, Yokohama Headquarters, Kansai Branch/Tokai Branch/Shinbashi Service Center, service bases, etc.)

[Fiscal 2019: 280,328 bottle caps (weight : 655.5 kg)]

Sale of drinks at a subsidized price for donation

From the sale of drinks to our company employees, part of the proceeds (2 yen from each bottle) are given to the "Fujitsu Group Malaysia Eco-Forest Park" in Sabah State, Malaysia to help restore the tropical rainforests.

(Implemented at: Headquarters, ProDeS Center, Yokohama Headquarters, Kansai Branch)

[Fiscal 2019: 20,896 drinks (donation amount 41,792 yen)]

Sharing Environmental Information

Our company now presents information related to environmental activities, introduces the environmental activities of each department, and covers current topics, event information, and environmental news on our in-house intranet.

Also, using "Idea Snap Activities", which allow for improvement activities to be shared throughout the company, we are showing the environmental effect of reducing the amount of paper or electricity used. We are trying to enhance the motivation for improvements among our employees by regularly making an honorable recognition of good proposals.



Portal site for environmental information for employees



Idea Snap Website

Requests and Inquiries from Outside Our Company

In fiscal 2019, we responded to 225 requests and inquiries, such as questionnaires and survey requests regarding the environment submitted to our company by customers, the government, industrial groups, and others. There were no environmental claims.

	Requests and Inquiries	Number of Requests
1	Requests about products and services (Example: Request for REACH/RoHS surveys, survey on the use of chemical substances specified by a customer, etc.)	132
2	Requests other than those related to products (Example: Request for provision of data about the environment from customers, the government, industry organizations, etc.)	93
	Total	225

We transmit and introduce information about eco-efficient products and environmental activities via our official website and at events.

Environmental Report

Since 1994, we have been issuing an annual environmental report as the "PFU Environmental Report" (and the English version since 2003), and we publish these on our website. In addition to this report, we also share the latest information about eco-efficient products on our official website.

Showroom

We set up showrooms at our main sites in Japan to display our eco-efficient products.

- Number of displayed products

Headquarters: 10 products

Yokohama Headquarters: 24 products

ProDeS Center: 24 products



Headquarters




Yokohama Headquarters

Participation in Exhibitions

Every year, we participate in environmental exhibitions to introduce our eco-efficient products and environmental activities.

We exhibited our eco-efficient products and solutions at the "PFU IT Fair 2019" (held in Tokyo and Osaka), where we exhibit our latest technology and products. We also exhibited panels that show our environmental activities in the "e-messe kanazawa 2019" exhibition.



Exhibiting eco-efficient products and solutions
(PFU IT Fair 2019)



Exhibition of Environmental Activity
Panels
(e-messe kanazawa 2019)

Use of Green Power at Exhibitions and Events

At the "PFU IT Fair 2019" (held in Tokyo in June and Osaka in July) and at the "PFU Christmas Charity Concert" (held in Kanazawa in December), we contributed to spreading the use of natural energy in the nation and mitigating global warming by using renewable energy from wind power to supply the equipment in the venues with electricity.



The Certificate of Green
Power
(PFU IT Fair 2019)

Environmental Accounting

To quantify the costs and benefits of environmental conservation and evaluate environment investment and its benefits, "Environmental Accounting" was introduced in fiscal 1999. In fiscal 2019, this accounting method was applied to seven of our business sites in Japan (Headquarters, Yokohama Headquarters, ProDeS Center, Kansai Branch, Tokai Branch, Shinbashi Service Center, and PFU Quality Service).

Breakdown of environmental accounting results for fiscal 2019 (April 1, 2019 to March 31, 2020)

(Unit: One million yen)

Item		Main Scope	Capital Investments	Costs	Benefits
Business area	Pollution prevention costs/benefits	Air pollution prevention, water pollution prevention, etc.	0 (±0)	7 (±0)	0 (±0)
	Global environmental conservation costs/benefits	Global warming prevention, energy-saving, etc.	0 (-7)	63 (-4)	12 (±0)
	Resource recycling costs/benefits	Disposal of waste and effective use of resources, etc.	0 (±0)	47 (±0)	7 (±0)
Upstream/downstream costs/benefits		Collection/recycling/re-merchandising of products, etc.	0 (±0)	0 (±0)	2 (±0)
Management costs/benefits		Maintenance/operation of the Environmental Management System, environmental education for employees, etc.	0 (-18)	58 (+10)	87 (-14)
R&D costs/benefits		R&D for products/solutions that contribute to environmental conservation, etc.	0 (±0)	243 (-24)	1,404 (-327)
Social activities costs/benefits		Contributions/support for organizations involved in environmental conservation, etc.	0 (±0)	0 (±0)	0 (±0)
Costs/benefits to repair environmental damage		Repairs involved in soil/ground water pollution, etc.	0 (±0)	0 (±0)	0 (±0)
Total			0 (-25)	418 (-18)	1,512 (-341)

Numbers in parentheses () are comparisons with the previous fiscal year.

Costs and Benefits of Fiscal 2019

After tallying fiscal 2019, we see that both costs and benefits decreased, with the costs at 418 million yen (-6% compared to the previous fiscal year) and the benefits at 1.512 billion yen (-16% compared to the previous fiscal year).

Since we conducted an in-house analyses to comply with the amended RoHS directive, benefits in management have increased. R&D costs and benefits of eco-efficient products decreased.

No capital investments were made in regard to the conservation of the environment in fiscal 2019.

Environmental Conservation

In order to conserve the environment surrounding our sites and comply with the regulations, we regularly measure water quality, noise output, and vibration output, and perform ongoing management of our facilities, as well as properly manage chemical substances to prevent pollution.

Also, we regularly monitor the burden on the environment from our sites by assessing the actual amount of greenhouse gases, waste material, and water resources emitted/used in business.

Water Quality Measurement Results

We make efforts to maintain the water quality of drainage from Headquarters, the ProDeS Center, and the PFU Techno Wise Takamatsu Plant. The results of the measurement did not exceed the legal regulations, and there was no problem with water quality.

	Regulated substances	Unit	Regulation value	Fiscal 2019 Measured value	Evaluation
Headquarters (Bld. A & B)	Hydrogen ion concentration (pH)	-	Between 5 & 9	7.0	✓
	Biochemical oxygen demand (BOD)	mg/L	Less than 600	250	
	Suspended substances (SS)	mg/L	Less than 600	170	
	Mineral oil	mg/L	5 or less	Less than 1	
	Animal and plant oils	mg/L	30 or less	24	
	Ammonium-nitrogen, nitrite-nitrogen and nitrate-nitrogen content	mg/L	Less than 380	15	
Headquarters (Bld. E)	Hydrogen ion concentration (pH)	-	Between 5 & 9	8.0	✓
	Biochemical oxygen demand (BOD)	mg/L	Less than 600	36	
	Suspended substances (SS)	mg/L	Less than 600	25	
	Mineral oil	mg/L	5 or less	Less than 1	
	Animal and plant oils	mg/L	30 or less	Less than 1	
	Ammonium-nitrogen, nitrite-nitrogen and nitrate-nitrogen content	mg/L	Less than 380	22	
Headquarters (Anechoic Chamber)	Hydrogen ion concentration (pH)	-	Between 5 & 9	7.8	✓
	Biochemical oxygen demand (BOD)	mg/L	Less than 600	9.7	
	Suspended substances (SS)	mg/L	Less than 600	17	
	Mineral oil	mg/L	5 or less	Less than 1	
	Animal and plant oils	mg/L	30 or less	Less than 1	
	Ammonium-nitrogen, nitrite-nitrogen and nitrate-nitrogen content	mg/L	Less than 380	Less than 1	
ProDeS Center	Hydrogen ion concentration (pH)	-	Between 5 & 9	8.5	✓
	Biochemical oxygen demand (BOD)	mg/L	Less than 600	140	
	Suspended substances (SS)	mg/L	Less than 600	230	
	Mineral oil	mg/L	5 or less	1.1	
	Animal and plant oils	mg/L	30 or less	14	
	Ammonium-nitrogen, nitrite-nitrogen and nitrate-nitrogen content	mg/L	Less than 380	50	
PFU Techno Wise, Takamatsu Plant (Bld. 1)	Hydrogen ion concentration (pH)	-	Between 5 & 9	7.5	✓
	Biochemical oxygen demand (BOD)	mg/L	Less than 600	8	
	Suspended substances (SS)	mg/L	Less than 600	8	
	Mineral oil	mg/L	5 or less	Less than 1	
	Animal and plant oils	mg/L	30 or less	2	
	Ammonium-nitrogen, nitrite-nitrogen and nitrate-nitrogen content	mg/L	Less than 380	0.8	

PFU Techno Wise, Takamatsu Plant (Bld. 2 & 3)	Hydrogen ion concentration (pH)	-	Between 5 & 9	7.4	✓
	Biochemical oxygen demand (BOD)	mg/L	Less than 600	2	
	Suspended substances (SS)	mg/L	Less than 600	1	
	Mineral oil	mg/L	5 or less	Less than 1	
	Animal and plant oils	mg/L	30 or less	2	
	Ammonium-nitrogen, nitrite-nitrogen and nitrate-nitrogen content	mg/L	Less than 380	0.7	

Noise/Vibration Measurement

At our Headquarters, we maintain our facilities to ensure that the noise and vibration generated by our business activities are within the limits required by regulations.

We measure the noise and vibration once every five years in order to make sure that the facilities are maintained effectively. (The last time we measured the noise and vibration was in fiscal 2015. The next time will be in fiscal 2020).

Proper Handling of Chemical Substances

We tally the amount of chemical substances that are used for purposes such as designing, developing, evaluating, manufacturing, maintaining, or cleaning up the premises no matter how much there is.

• Chemical substances subject to PRTR law

The amount of chemical substances subject to the PRTR law that were handled in fiscal 2019 is shown below. None of the chemical substances were in excess of the annual values which require the relevant prefectural authorities to be notified (*6).

Furthermore, no Special Class I Specified Chemical Substances were handled.

Our target was to limit the handled amount to below the average (0.132 tons) for FY 2012 to FY 2014. In FY 2019, we achieved our target of 0.123 tons (-7%).

Annual Handled Amount of Chemical Substances Subject to the PRTR Law (Class I Specified Chemical Substances)

Chemical Substance Name	FY 2015	FY 2016	FY 2017	FY 2018	FY 2019
Silver and its water-soluble compounds	0.022	0.022	0.027	0.028	0.039
N-alkylbenzenesulfonic acid and its salts	0.007	0.007	0.007	0.034	0.031
2-aminoethanol	0.003	0.003	0.004	0.021	0.026
Poly (oxyethylene) alkyl ether	0.020	0.017	0.015	0.021	0.022
Sodium dodecyl ether sulfate	0.011	0.011	0.012	0.002	0.001
n-Hexane	0.001	0.001	0.001	0.001	0.001
Mecoprop	0.000	0.000	0.000	0.002	0.001
Lead and its compounds	0.001	0.001	0.003	0.008	0.000
N,N-dimethyldodecylamine N-oxide	0.005	0.006	0.006	0.001	0.000
Sodium dodecyle sulfate	0.007	0.006	0.006	0.001	0.000
Other	0.050	0.054	0.056	0.016	0.002
Total	0.127	0.127	0.137	0.135	0.123

(*6) 1 ton or more per year for Class I Specified Chemical Substances, 0.5 tons or more per year for Special Class I Specified Chemical Substances.

• VOC (Volatile Organic Compound)

Although there are no specific facilities that are subject to VOC emission control, we make an independent effort to maintain and manage the amount of VOCs handled.

Our target was to limit the handled amount to below the average (1.266 tons) for FY 2012 to FY 2014. In FY 2019, we achieved our target of 0.798 tons (-37%).

Annual Amount of VOC Handled

Chemical Substance Name	FY 2015	FY 2016	FY 2017	FY 2018	FY 2019
Isopropyl alcohol	0.627	0.768	0.789	0.746	0.555
Ethanol	0.214	0.280	0.336	0.150	0.134
Butyl acetate	0.039	0.051	0.056	0.056	0.066
Other	0.272	0.201	0.108	0.030	0.043
Total	1.152	1.300	1.289	0.982	0.798

• **Greenhouse Gases**

The amount of greenhouse gases other than CO₂ that were handled in fiscal 2019 is shown below. The annual amount handled in fiscal 2019 is converted to a CO₂ equivalent weight of approximately 14 tons, and is equivalent to approximately 0.2% of emissions from all our sites (6,097 tons). The reduction target for the handled amount is to reduce the total amount of greenhouse gas emissions at all our business sites.

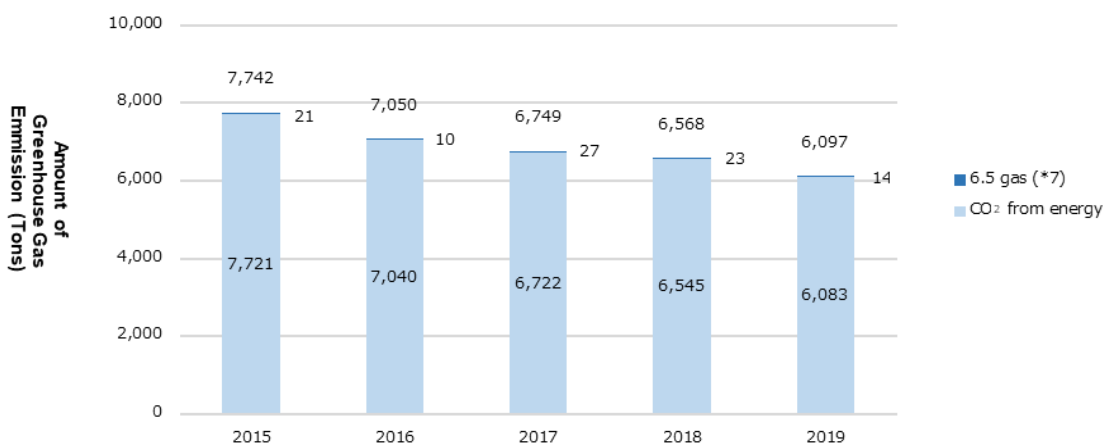
Annual amount of greenhouse gases handled (Converted to CO₂) (Tons)

Chemical Substance Name	FY 2015	FY 2016	FY 2017	FY 2018	FY 2019
1,1,1,2-Tetrafluoroethane (HFC-134a)	19.926	9.245	26.980	23.271	13.974
1,1-Difluoroethane (HFC-152a)	0.744	0.316	0.336	0.023	0.000
CO ₂ not from energy	0.002	0.002	0.000	0.001	0.000
Total	20.672	9.563	27.316	23.295	13.974

Environmental Burden

Total Amount of Greenhouse Gas (GHG) Emissions

The amount of greenhouse gas emissions from all our sites in Japan is converted to a CO₂ equivalent weight as shown below.



(*7) 6.5 gas: CO₂, methane, dinitrogen monoxide, HFCs (fluorocarbons), PFCs (perfluorocarbons), SF₆ (sulfur hexafluoride), NF₃ (nitrogen trifluoride)

(Note) The amount (tons) of greenhouse gas emissions above is calculated by taking the total of Scope 1 and Scope 2 of the WRI/WBCSD GHG Protocol. Total of CO₂ from energy (CO₂ emissions due to use of purchased electricity, city gas, liquefied petroleum gas (LPG), and heat (district cooling and heating at the Yokohama headquarters)) and the amount of use of greenhouse gases such as chlorofluorocarbon alternatives (6.5 gas), converted into carbon dioxide.

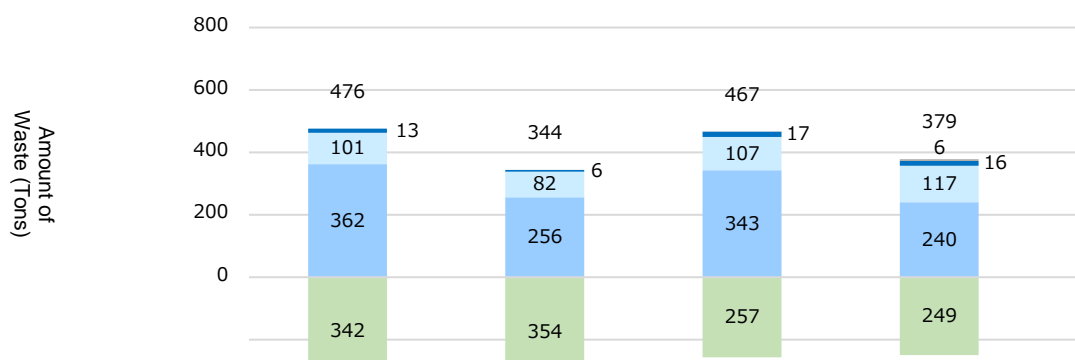
[Conversion factor] Purchased electricity: Uses each electric company's conversion factor for the Act on the Rational Use of Energy report
 City gas: 2.29 tons of CO₂/1,000 m³ (fixed), Liquefied petroleum gas (LPG): 3.00 tons of CO₂/ton (fixed), Amount of heat: 0.057 tons of CO₂/GJ (fixed)

Amount of Waste

The amount of waste for all our sites in Japan is shown below. We achieved zero waste emissions (*8) in all our offices and factories.

We check that after thermal recycling by means such as the conversion of general combustible matter to RDF (Refuse Derived Fuel), the residue is put to effective use as base material for cement and paving materials.

We set a target of reducing the amount of waste generated to 5% or more of the average amount (555 tons) between FY 2012 and FY 2014 (527 tons or less). In fiscal 2019, we achieved our target of 389 tons (-26%).



(*8) Zero waste emission means that waste produced by our sites is all used effectively, such as through recycling, and disposal by simple incineration or landfills is less than 0.5%. The term "Waste", as used above, specifically includes 11 sub-types, such as sludge waste, oil waste, acid waste, alkali waste, plastic waste, paper waste, metal waste, timber waste, textile waste, glass and ceramic waste, and meat and vegetable waste (Cafeteria kitchen waste). Medical waste is not included in this definition.

(Note) The valuable resource amount means the amount of waste resources sold off for monetary compensation. The final waste disposal amount means the remaining waste (landfill) other than recycled waste, waste recovered by heat, and simple incinerated waste.

• Disposing of Low-concentrated PCB Waste

In December 2018, we started to dispose of low-concentrated PCB waste that we have stored and disposed of it as planned in fiscal 2019. Our plan is to dispose of all low-concentrated PCB waste in fiscal 2020 before March 31, 2027, the deadline set by the government.



Low-concentrated PCB Waste (Headquarters)

Water Consumption/Water Drainage

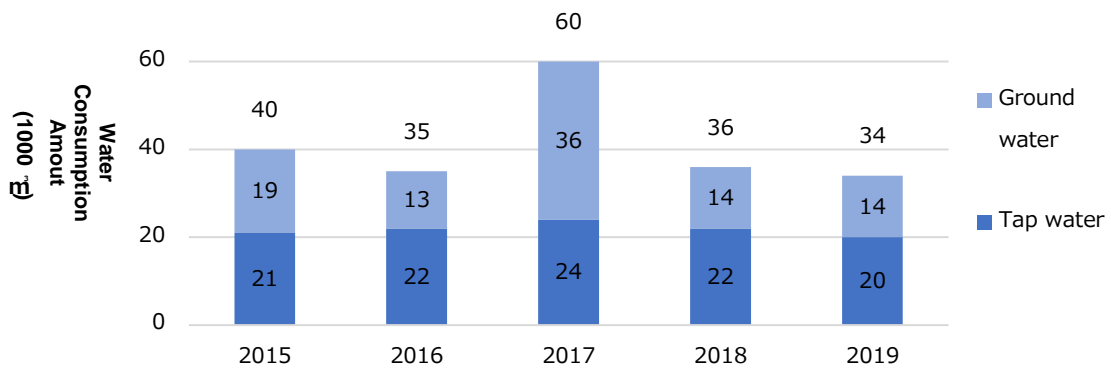
The amount of water consumption and water drainage for our main sites in Japan is shown below.

• Water Consumption Amount

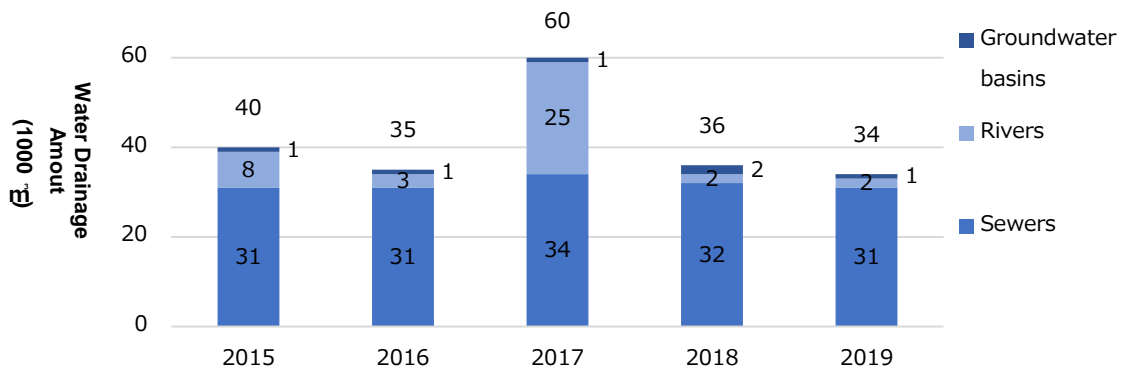
At each site, we use tap water for domestic use and to humidify the office in winter. At our Headquarters, we use ground water to water our plants in summer, and at our Headquarters and the ProDeS Center, we use ground water to melt snow. We use water for our every day needs at our company sites, not for industrial purposes.

Our target was to reduce total water consumption by at least 1% from the FY 2017 level by FY 2019 (59,000 m³ or less). In FY 2019, we achieved our target of 34,000 m³ (-43%).

Water resources are used as household water and are not reused or recycled.



• **Water Drainage Amount**



Tap water used for domestic uses drains into the sewer. Ground water used to melt snow drains into the rivers, and water used to water plants and vegetable drains underground. We have been continuously monitoring and measuring water quality by using our own self management values in order to ensure the quality of water that drains from our main sites. (Page 23)

Internal Audits

Internal audits are carried out by employees certified with auditing qualifications, confirming the implementation of each department's environmental activities target set in accordance with the Environmental Policy and confirming that each department reliably upholds various rules, including laws. These audits help improve problems and spread positive activities in our company.

In July 2019, we carried out internal audits in all of the 28 departments as well as internal audits regarding our PFU environment management system in 15 service bases including six affiliated companies. We found one non-compliant case, seven cases needing improvement, and 41 positive cases, all of which do not violate any laws.

We set a cycle for the department audit to every three years in order to reduce the time required to carry out audits. This has reduced the burden on each department.

External Inspections

In September 2019, a certification inspection was conducted by the Japan Audit and Certification Organization for Environment and Quality (JACO) as a regular ISO14001 surveillance audit. We received the results of this inspection with no non-compliant cases, three cases needing improvement, and 11 highly-rated cases. Our environmental activities incorporated into our businesses were also evaluated with a statement saying that the activities have been advancing with continuous improvements.

Fiscal 2019 Results of Internal Audits and External Inspection

(Cases)

	Internal Audits			External Inspection (Regular surveillance audit)		
	Non-compliant Case	Case Needing Improvement	Positive Case	Non-compliant Case	Case Needing Improvement	Highly-rated Case
Discovered items	1	7	41	0	3	11

PFU Group Activities

Three of our affiliated companies (PFU Hokkaido Limited, PFU East Japan Limited, and PFU West Japan Limited), each of which are running their own environmental management systems, are promoting environmental activities consistent with PFU's environmental management system. Furthermore, PFU Limited and PFU Life Agency Limited conduct environmentally related businesses.

PFU Hokkaido Limited

Targets and Results for Environmental Activities

✓: Target Achieved -: Target Not Achieved

Activity	Fiscal 2019			Fiscal 2020	
	Target	Result	Evaluation	Plan	
Green Product	Provision of environmentally conscious products and solutions	Image scanners 83 units or more (Up by 10% compared to the previous fiscal year)	Image scanners 183 units (Up by 144% compared to the previous fiscal year)	✓	Image scanners 129 units or more
	Improvement of the rate for solving the issues the first time in maintenance	89.7% or more (improvement of 0.1% compared to the previous fiscal year)	90.6% (improvement of 1.0% compared to the previous fiscal year)	✓	90.7% or more (improvement of 0.1% compared to the previous fiscal year)
Green Process	Promotion of Green Processes	1 new project 1 project or more	1 new project	✓	1 new project 1 project or more
Green Mind	Promotion of an Environmentally Conscious Culture	Contributions to the local society 11 times or more	Contributions to the local society 10 times	-	Contributions to the local society 10 times or more

Topics

In fiscal 2019, PFU Hokkaido continued its efforts for "Promotion of an environmentally conscious culture" by carrying out the following activities.

- "Eco Cap Campaign (Collecting Plastic Bottle Caps)" and "Commuting and Access Road Cleanup" (continuing activities)
- Participation in "The Most Fun Cleanup in the World"
- Participation in the events of "Kankyo Hiroba Sapporo 2019"

In fiscal 2020, PFU Hokkaido Limited continuously aims at reducing environmental burdens by improving the environmental performance indexes and enhancing business efficiency as well as contributing to the society by carrying out activities closely connected to the community.



"The Most Fun Cleanup in the World" for the first time in two years



"Kankyo Hiroba Sapporo 2019"

PFU East Japan Limited

Targets and Results for Environmental Activities

✓: Target Achieved -: Target Not Achieved

Activity	Fiscal 2019			Fiscal 2020	
	Target	Result	Evaluation	Plan	
Green Product	Provision of eco-efficient products and environmentally conscious solutions: Increase in the number of PFU products (scanners, interactive KIOSKs, software)	175 million yen or more	188 million yen	✓	180 million yen or more
	Reduction of the environmental burden by improving maintenance efficiency: Increase in the rate of issuing digitized maintenance reports	65% or more (Newly set in fiscal 2019)	81.9%	✓	100% (Except for the cases handled by center CEs)
	Reduction of the environmental burden by improving maintenance efficiency: Reduction of emergency shipping rate of maintenance parts	Time it takes to handle complaints: 1 minute reduction or more per case (23.0 minutes → 22.0 minutes)	The time it took to handle a complaint: 21.3 minutes	✓	Time it takes to handle complaints: 1 minute reduction or more per case (21.3 minutes → 20.3 minutes)
Green Process	Promotion of Green Processes	4 times/month (Target: Average 80% or more)	4 times/month (Average 81.1%)	✓	4 times/month (Target: Average 80% or more)
Green Mind	Promotion of an Environmentally Conscious Culture	Cooperation/exchange with the community (8 times per year)	Cooperation/exchange with the community: 8 times	✓	Cooperation/exchange with the community (8 times per year)

Topics

Every year in the past, employees at PFU East Japan ran or worked as volunteers for the "Tohoku-Miyagi Revive Marathon", the event to support the reconstruction from the Great East Japan Earthquake. However, the event was canceled due to a typhoon in 2019. Therefore, they instead participated in local cleanup activities and the Nippon IT Charity Ekiden (long-distance relay race) for unemployed people in order to contribute to the community. In addition, they created opportunities to build closer relationships with people in the community by participating in local festivals that are held annually. This year they also took another approach to regional exchanges. Young employees from each base in PFU East Japan visited Fujitsu Isotec Limited, which is located in Date, Fukushima, in order to build a closer relationship between the regions. After the visit, all employees shared information about the current condition of Fukushima and how companies should operate there by publicizing the information within the company.

In 2020, PFU East Japan will continue carrying out activities in order to contribute to the community and build closer relationships.



Cleanup Activity in Miyagino Street (Sendai, Miyagi)



Visit to Fujitsu Isotec Limited (Date, Fukushima)



Nippon IT Charity Ekiden



Yamakasa Festival (Yamagata city, Yamagata)

PFU West Japan Limited

Targets and Results for Environmental Activities

✓: Target Achieved -: Target Not Achieved

Activity		Fiscal 2019			Fiscal 2020
		Target	Result	Evaluation	Plan
Green Product	Provision of eco-efficient products	Up by 2.0% compared to fiscal 2018	Down by 13.5% compared to Fiscal 2018	-	Up by 2.0% compared to fiscal 2019
	Provision of environmentally conscious solutions	Up by 2.0% compared to fiscal 2018	Up by 49.5% compared to fiscal 2018	✓	Up by 2.0% compared to fiscal 2019
	Reduction of the environmental burden by improving maintenance efficiency (Emergency shipping rate of maintenance parts)	Down by 2.0% compared to fiscal 2018	Down by 7.4% compared to fiscal 2018	✓	Down by 2.0% compared to fiscal 2019
Green Process	Promotion of Green Processes	1 new project in each department	1 new project in each department 1 project in each department	✓	1 new project in each department
	Improvement of gasoline use efficiency (Fuel efficiency of company owned cars)	Up by 2.0% compared to fiscal 2018	Up by 16.9% compared to fiscal 2018 (18.73 km/L)	✓	Up by 2.0% compared to fiscal 2019
Green Mind	Promotion of an Environmentally Conscious Culture	Environmental education and awareness-raising activities 8 projects or more	Environmental education and awareness-raising activities 10 projects or more	✓	Environmental education and awareness-raising activities 8 projects or more

Topics

- Three years have passed since PFU West Japan reconstructed its environmental management system to comply with ISO14001:2015. PFU West Japan have continuously improved each activity, and have clarified the content on the activities in accordance with the requirements that are set for the standards.
- As part of the Promotion of Green Processes, PFU West Japan promoted improvement proposals for reducing the environmental burden and continuously engaged in environmentally conscious activities such as enhancing business efficiency and reducing the transportation cost and working hours for LCM operations.
- As part of the activities for "Promotion of an environmentally conscious culture", PFU West Japan promoted participation in "social contribution activities (cleanup activities)" held in the areas shown below. PFU West Japan will continue to promote these activities this fiscal year as well.

June: Cleanup activity in Fukuyama, Hiroshima, "Cleanup Around Fukuyama Station"

October: Awareness-raising activity on the street in Hiroshima city, Hiroshima, "Anti-littering Campaign in Higashi ward"

November: Cleanup activity in Osaka city, Osaka, "Cleanup Mission" at Osaka Marathon



"Cleanup Mission" at Osaka Marathon
(Osaka city, Osaka)



"Anti-littering Campaign in Higashi ward"
(Hiroshima city, Hiroshima)



Participated in "Cleanup Around Fukuyama Station"
(Fukuyama, Hiroshima)

PFU Life Agency Limited

Waste Collection, Transport, and Recycling

We collect and transport the industrial and general waste, then recycle the waste via a qualified waste disposal contractor.

<Status of Permissions>

Industrial Waste Collection and Transport

- Ishikawa Pref.: License No. 01707052827

General Waste Collection and Transport Operations

- Kahoku County and Kahoku City: License No. 7
- Kanazawa City: License No. 25
- Hakusan City: License No. 26

PFU Limited

Services Related to ISO Management System

PFU Limited provides comprehensive services such as consulting for management system certification acquisition on environment, quality, and information security.

<Solutions and Services Menu>

ISO Certification Acquisition Consulting

- Quality Management System (ISO9001)
- Environmental Management System (ISO14001)
- Occupational Health & Safety Management System (ISO45001)
- Information Security Management System (ISO27001)

Follow-up Services After ISO Certification Acquisition

- ISO Certification Follow-up Services
- Provision of ISO-related Information (E-mail Newsletter)
- Survey Support for Applicable Regulations and Ordinances
- Operational Support Including Impact Evaluation

Support for the Operation of the Chemical Management System

- Support service for the operation of the chemical management system for universities



Caring for the Earth & Nature

2020 Environmental Report

Publisher March 2021 (3rd Edition)

PFU Limited

Sustainability Promotion Department,

Business Strategy Office

Nu 98-2 Unoke, Kahoku-shi, Ishikawa 929-1192, Japan

Tel.: +81-76-283-1212

Editor PFU Limited

Tel.: +81-76-283-8680 Fax: +81-76-283-9161

© PFU Limited 2021